

# Report Card for Stormwater Sector Under Current Conditions

All runs (last updated Aug 29, 2017 12:04pm)

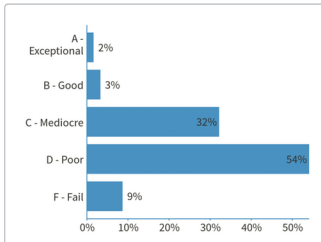
8

Polls

239

Participants

## What grade would you give for the CURRENT CAPACITY of stormwater infrastructure in the U.S.?



Response options

A - Exceptional

B - Good

C - Mediocre

**D - Poor**

F - Fail

Percentage

2%

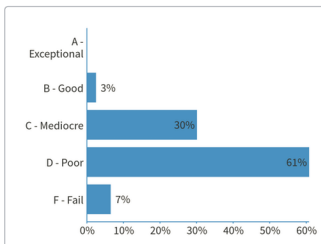
3%

31%

55%

9%

## What grade would you give for the CURRENT CONDITION of stormwater infrastructure in the U.S.?



Response options

A - Exceptional

B - Good

C - Mediocre

**D - Poor**

F - Fail

Percentage

0%

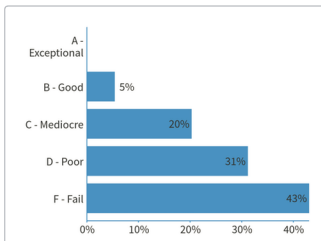
3%

29%

61%

7%

## What grade would you give for the CURRENT FUNDING for stormwater infrastructure in the U.S.?



Response options

A - Exceptional

B - Good

C - Mediocre

D - Poor

**F - Fail**

Percentage

0%

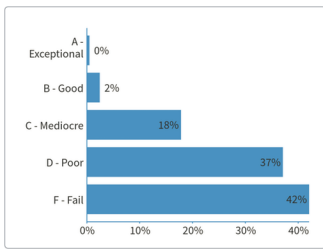
6%

20%

31%

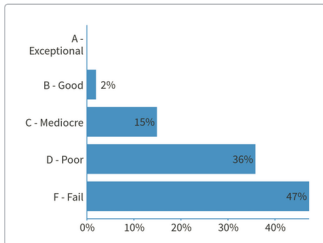
44%

## What grade would you give for the **FUTURE NEEDS** in the stormwater infrastructure in the U.S.?



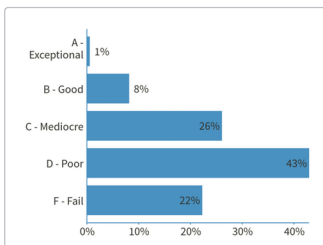
Response options	Percentage
A - Exceptional	1%
B - Good	2%
C - Mediocre	18%
D - Poor	38%
<b>F - Fail</b>	<b>43%</b>

## What grade would you give for the **CURRENT LEVEL OF MAINTENANCE** in the stormwater infrastructure in the U.S.?



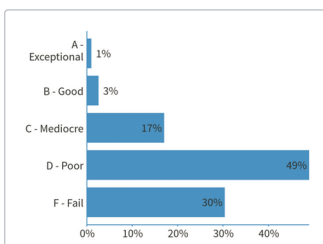
Response options	Percentage
A - Exceptional	0%
B - Good	2%
C - Mediocre	15%
D - Poor	36%
<b>F - Fail</b>	<b>48%</b>

## What grade would you give for the **CURRENT CAPACITY TO PROTECT PUBLIC SAFETY** through stormwater infrastructure in the U.S.?



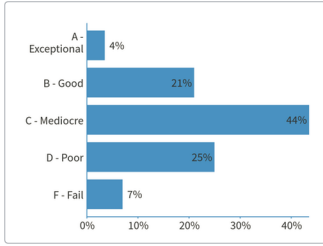
Response options	Percentage
A - Exceptional	1%
B - Good	8%
C - Mediocre	26%
<b>D - Poor</b>	<b>43%</b>
F - Fail	23%

## What grade would you give for the **CURRENT RESILIENCE** provided through stormwater infrastructure in the U.S.?



Response options	Percentage
A - Exceptional	1%
B - Good	3%
C - Mediocre	16%
<b>D - Poor</b>	<b>49%</b>
F - Fail	31%

# What grade would you give for the CURRENT LEVEL OF INNOVATION used in stormwater infrastructure in the U.S.?



Response options

A - Exceptional

B - Good

**C - Mediocre**

D - Poor

F - Fail

Percentage

4%

21%

**44%**

25%

8%